




Sirius

SL926DLTM1000

THE SMART SWITCH RANGE

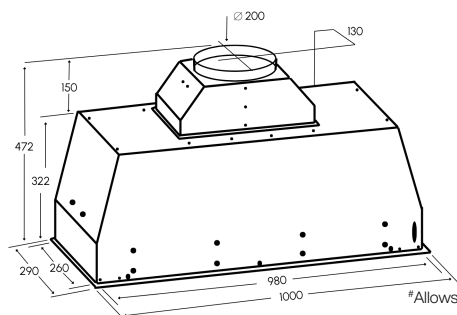
1000MM TWIN MOTOR ONBOARD UNDERMOUNT



SPECIFICATIONS

| | |
|----------------------------|--|
| Rangehood Type | Undermount |
| GTIN | 935116002817 |
| Country of Origin | Hand-Crafted in Italy |
| Suits Cooktop Size | 800-1000mm |
| Suits Cooktop Style | Induction, Gas, Electric |
| Recommended Install Height | min 600 - max 750mm from cooktop surface |
| Finish | Stainless Steel |
| Controls | WiFi with Voice & App Control + Buttons + Remote |
| Speed Settings | 4 (3 + Booster) |
| Recirculating | No |
| Extraction Rate | 1930m ³ /h |
| Filter Type | 2 x Baffle |
| Noise Level* | approx. 45dBA to 68dBA |
| Lighting | 2 x 3.75W Light Strip - Dynamic Lighting |
| Run-on Timer | Yes |
| Automatic Shut-Off | Yes |
| Electrical Requirement | 10AMP |
| Max Current (W) | 548W |
| Motor Options | Twin Onboard Green Energy with Bi-Power Function |
| Ducting Options | Top |
| Ducting Size | 200mm diameter |
| Product Dimensions (mm) | H472 x W1000 x D290 |
| Nett Weight | 33kg |
| Carton Dimensions (mm) | H600 x W1100 x D480 |
| Gross Weight | 35kg |
| Warranty | 3 Years - 6 Years if paired with Sirius Ducting |
| Energy Rating^ | A+ |
| kWh/Annum^ | approx. 47 |

LINE DRAWING



Cut-out Dimensions
W985 x D265mm

Dimensions include trim.

*Allows upto 5mm extra for ease of installation.
See user manual for more information.

KEY FEATURES



Green Energy Twin Motor

Double the efficiency with our Twin Green Energy Motors. The perfect choice for open-plan kitchens with powerful extraction of steam, smoke, odours and grease. Our Green Energy design offers significant energy saving without compromising on performance.



Powerful Airflow

With impressive airflow and control, this rangehood quickly and effectively removes smoke, steam, heat, odours, and other airborne particles from the kitchen. Conveniently controlled with 4 speed settings.



Bi Power Function

Bi Power offers you the ability to control the power, noise and energy output of your rangehood. Designed to offer significant energy saving and noise reduction for everyday use, this rangehood has the option to switch to Bi Power when you need extra airflow and powerful extraction.



WiFi Enabled

WiFi enabled to allow you to use it with our Sirius App and Voice Activation with Google and Alexa. Control your hood with a few simple commands, manage your extraction power, lighting and built-in features.



Slimline Design

Seamlessly hiding away in your kitchen cabinet make with a powerful extraction to remove steam, smoke, odours and grease. It's the perfect design for any kitchen design without compromising on functionality or style.



Remote Control

This rangehood comes with a convenient remote control, giving you the ability to operate the hood from a distance. Designed to be simple and intuitive, it allows you to effortlessly adjust the fan speed, lighting, timer settings and built-in features at an easy touch of a button.



Dynamic Lighting

Adjust the lighting to suit your needs with our Dynamic Lighting System (DLS) with the flexibility to match the rooms lighting by adjusting the Kelvin between 2700 to 6500 or dim to set the mood. Also adjustable with the Sirius App.



Baffle Filters

Interlocking C-shaped baffles capture grease and smoke. Highly regarded for their advanced design and durability, their leading construction is designed to catch oil, grease and other contaminants. With a lifetime warranty, they clean effortlessly in the dishwasher.



Induction Suited

This rangehood has the sufficient extraction required to facilitate induction cooking. As induction cooking uses the base of the pan as the heat source, less moisture and steam is evaporated before it reaches the filters. This can create drops of water that drip into your cooking.

*Note noise level is an approximate range and subject to installation and surrounding materials.

^Product is manufactured in Italy, ratings are based on European directive 65/2014 regulations.

This information is correct at time of producing and subject to change as products develop. Always check the physical product before making any cut-outs or installing.

For more information, visit our website.



Sirius

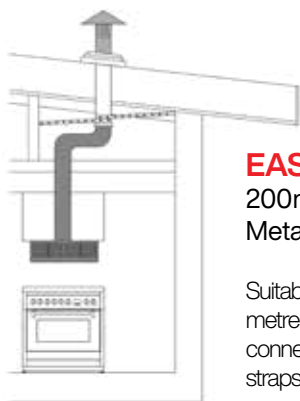
SL926DLTM1000

THE SMART SWITCH RANGE

1000MM TWIN MOTOR ONBOARD UNDERMOUNT



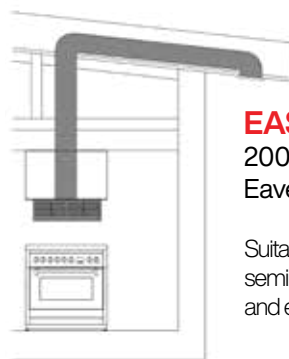
DUCTING OPTIONS



EASYROOFKIT

200mm diameter
Metal/Tiled Roof Installations

Suitable for duct runs of up to 4 metres, semi-rigid, solid duct, internal connectors, clamps, flashing, bracing straps and galvanised cowl included.



EASYEAVEKIT

200mm diameter
Eave Installations

Suitable for duct runs of up to 3 metres, semi rigid, clamps 125/150 expander and eave vent included.



EASYWALLKIT

200mm diameter
External Wall Installations

Suitable for duct runs of up to 3 metres, semi rigid, clamps 125/150 expander and wall vent include.

All EasyKits can be extended with 1 set (2) Universal Ring Clamps (URC25-215) and 1 x Semi Rigid Duct length (SRPRO30-150) that expands upto 3 metres.

6 Year Warranty

when Sirius ducting is used

Sirius has its own range of ducting kits and components, designed to get the most power and efficiency out of its hoods. The full range of high quality, cost effective ducting kits and individual parts will provide you with the best result for your rangehood.

Visit our website for more information
on Sirius Rangehoods, SEM Motors
and Sirius Ducting and EasyKits

