




Valentina collection

STELLA ALFRESCO RANGE

SL920FRESCO850

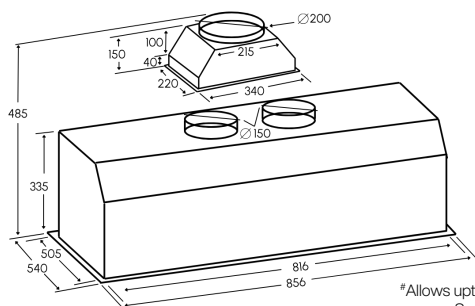
850MM TWIN MOTOR INDOOR / OUTDOOR
ONBOARD UNDERMOUNT



SPECIFICATIONS

Rangehood Type	Undermount
GTIN	9351116002022
Country of Origin	Hand-Crafted in Italy
Suits Cooktop Size	600-900mm
Suits Cooktop Style	BBQ, Induction, Gas, Electric
Recommended Install Height	Outdoor - 1200 - 1600mm max from cooking surface Indoor - min 600 - max 750mm from cooktop surface
Finish	Stainless Steel
Controls	Buttons + Remote
Speed Settings	4 (3 + Booster)
Recirculating	No
Filter Type	3 x 25mm Baffle
Noise Level*	approx. 55dBA to 75dBA
Lighting	6 x 2.5W LED Lights
Run-on Timer	Yes
Automatic Shut-Off	Yes
Electrical Requirement	10AMP
Max Current (W)	415W
Motor Extraction Rate#	2000m ³ /h
Motor Options	Twin Onboard Green Energy
Ducting Options	Top
Ducting Size	200mm or 2 x 150mm diameter
Product Dimensions (mm)	H485 x W856 x D540
Nett Weight	33kg
Carton Dimensions (mm)	H570 x W1020 x D670
Gross Weight	35kg
Warranty	3 Years - 6 Years if paired with Sirius Ducting

LINE DRAWING



Cut-out Dimensions
W821 x D505mm

Dimensions include trim.
*Allows upto 5mm extra for ease of installation.
See user manual for more information.

KEY FEATURES



Green Energy Twin Motor

Double the efficiency with our Twin Green Energy Motors. The perfect choice for open-plan kitchens with powerful extraction of steam, smoke, odours and grease. Our Green Energy design offers significant energy saving without compromising on performance.



Powerful Airflow

With impressive airflow and control, this rangehood quickly and effectively removes smoke, steam, heat, odours, and other airborne particles from the kitchen. Conveniently controlled with 4 speed settings.



Baffle Filters

Interlocking C-shaped baffles capture grease and smoke. Highly regarded for their advanced design and durability, their leading construction is designed to catch oil, grease and other contaminants. With a lifetime warranty, they clean effortlessly in the dishwasher.



Outdoor Alfresco or Indoor

Install over the BBQ in the alfresco area or as a high-powered extraction over the indoor cooktop. Helps keep your outdoor living area in perfect condition for year-round bbqing.



Extra Deep Coverage

Ensuring ultimate extraction over your high-performance cooktop, the Extra Deep range gives you superior coverage. With cleaner and more efficient cooking environment, all grease, odours and airborne particles are captured with the additional front to back coverage.



LED Lighting

6 LED lights that are eco-friendly and energy efficient. Their durability makes them resilient to heat, and they emit a nice, bright light, making them a perfect option for your hoods lighting.



Remote Control

This rangehood comes with a convenient remote control, giving you the ability to operate the hood from a distance. Designed to be simple and intuitive, it allows you to effortlessly adjust the fan speed, lighting, timer settings and built-in features at an easy touch of a button.



Slimline Design

Seamlessly hiding away in your kitchen cabinet make with a powerful extraction to remove steam, smoke, odours and grease. It's the perfect design for any kitchen design without compromising on functionality or style.



Induction Suited

This rangehood has the sufficient extraction required to facilitate induction cooking. As induction cooking uses the base of the pan as the heat source, less moisture and steam is evaporated before it reaches the filters. This can create drops of water that drip into your cooking.

*Note noise level is an approximate range and subject to installation and surrounding materials.

#Extraction rate is approximate and may vary depending on installation.

This information is correct at time of producing and subject to change as products develop. Always check the physical product before making any cut-outs or installing.

For more information, visit our website.




Valentina
collection

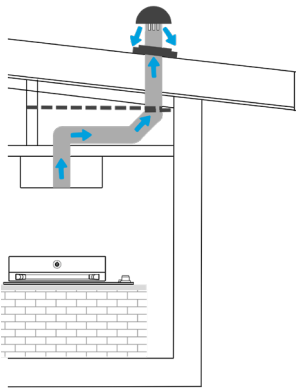
STELLA ALFRESCO RANGE

SL920FRESCO850

850MM TWIN MOTOR INDOOR / OUTDOOR
ONBOARD UNDERMOUNT



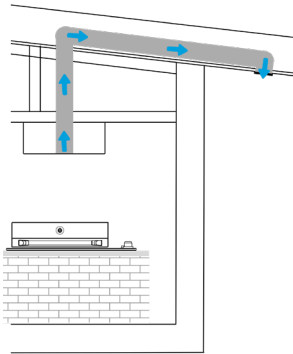
DUCTING OPTIONS



EASYROOFKIT

150/200mm diameter
Metal/Tiled Roof Installations

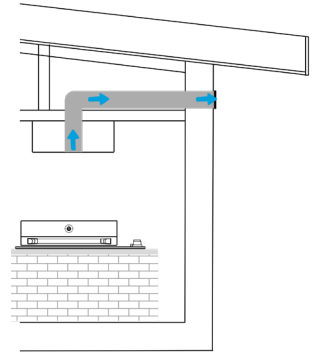
Suitable for duct runs of up to 4 metres, semi-rigid, solid duct, internal connectors, clamps, flashing, bracing straps and galvanised cowl included.



EASYEAVEKIT

150/200mm diameter
Eave Installations

Suitable for duct runs of up to 3 metres, semi rigid, clamps 125/150 expander and eave vent included.



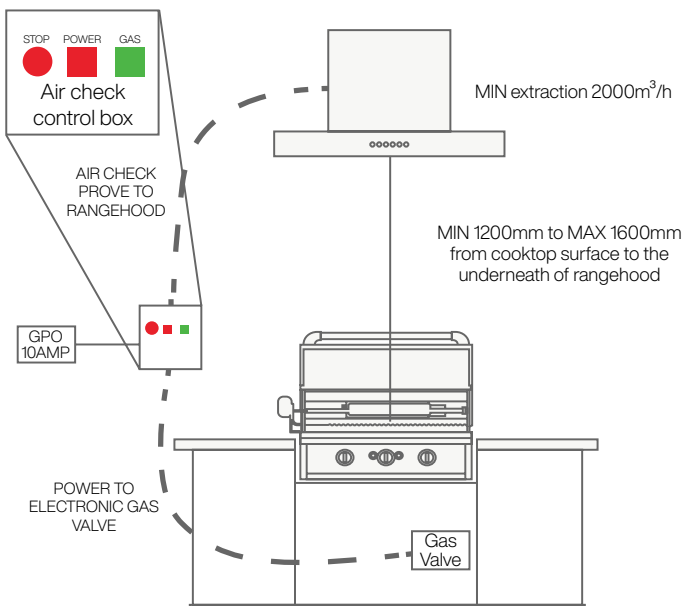
EASYWALLKIT

150/200mm diameter
External Wall Installations

Suitable for duct runs of up to 3 metres, semi rigid, clamps 125/150 expander and wall vent include.

INTERLOCK INSTALLATION

A safety feature that will give you peace of mind as it links the extractor fan with the gas BBQ so you can't light your BBQ until the extractor reaches optimum flow.



All EasyKits can be extended with 1 set (2) Universal Ring Clamps (URC25-215) and 1 x Semi Rigid Duct length (SRPRO30-150) that expands upto 3 metres.

6 Year Warranty

when Sirius ducting is used

Sirius has its own range of ducting kits and components, designed to get the most power and efficiency out of its hoods. The full range of high quality, cost effective ducting kits and individual parts will provide you with the best result for your rangehood.

Visit our website for more information on Sirius Rangehoods, SEM Motors and Sirius Ducting and EasyKits

