



# Valentina collection

## ORIGAMI RANGE

### SLT972EMEL

900MM OFFBOARD CEILING CASSETTE



#### SPECIFICATIONS

Rangehood Type	Ceiling Cassette
GTIN	935116003081
Country of Origin	Hand-Crafted in Italy
Suits Cooktop Size	up to 800mm
Suits Cooktop Style	Induction, Gas, Electric
Recommended Install Height	min 1200 to max 1600mm from cooktop surface
Finish	White Powdercoated Stainless Steel & Light Panel
Controls	Remote Control
Speed Settings	4 (3 + Booster)
Recirculating	Optional - requires 2x Carbon Filter SPS-60070050002
Extraction Rate#	1200m <sup>3</sup> /h
Filter Type	Aluminium Mesh
Noise Level*	approx. 53dBA to 71dBA
Lighting	6W Dynamic Lighting
Run-on Timer	Yes - 10mins
Automatic Shut-Off	Yes - 4hrs
Electrical Requirement	10AMP
Max Current (W)	511W
Motor Options	Offboard SEM11, SEM21 or SEM51
Ducting Options	Sides and top
Ducting Size	150mm diameter
Product Dimensions (mm)	W900 x D550 x H310
Nett Weight	25kg
Carton Dimensions (mm)	W1000 x D650 x H650
Gross Weight	28kg
Warranty	3 Years - 6 Years if paired with Sirius Ducting
Energy Rating^	B
kWh/Annum^	approx. 60-80 dependent on motor

#### KEY FEATURES



##### Offboard Green Energy Motor

Our revolutionary technology paired with advanced engineering generates greater air movement with less fan movement, creating a superior cooking environment.



##### Powerful Airflow

With impressive airflow and control, this rangehood quickly and effectively removes smoke, steam, heat, odours, and other airborne particles from the kitchen. Conveniently controlled with 4 speed settings.



##### Dynamic Lighting

Adjust the lighting to suit your needs with our Dynamic Lighting System (DLS) with the flexibility to match the rooms lighting by adjusting the Kelvin between 2700 to 6500 or dim to set the mood. Also adjustable with the Sirius App.



##### Remote Control

This rangehood comes with a convenient remote control, giving you the ability to operate the hood from a distance. Designed to be simple and intuitive, it allows you to effortlessly adjust the fan speed, lighting, timer settings and built-in features at an easy touch of a button.



##### Recirculated Option

Recirculating your rangehood filters the air and blows it back into the room, and often requires a carbon or charcoal filter to help clean the air. This is a good option for small spaces or if you can't duct to the outside atmosphere.



##### Induction Suited

This rangehood has the sufficient extraction required to facilitate induction cooking. As induction cooking uses the base of the pan as the heat source, less moisture and steam is evaporated before it reaches the filters. This can create drops of water that drip into your cooking.



##### Mesh Filter

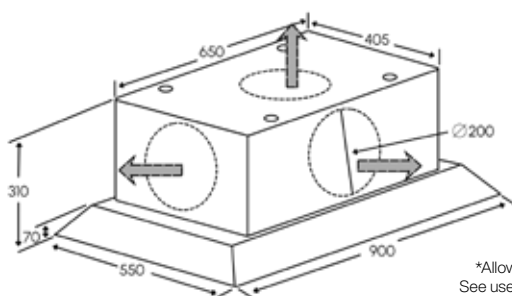
Our mesh filters are made to ensure superior durability and filtration performance. Trapping grease, oils, smoke and odours during cooking, their design also helps reduce possible fire hazards. Eco-friendly, cost-effective, easy to install and easy to clean in the dishwasher.



##### Hand-Crafted in Italy

Pioneering downdrafts since 2001, Sirius were the first to introduce this innovative rangehood. Quality, functionality, innovation, style & luxury hand-crafted in Italy. Leading the market in design and functionality, this collection has been specifically handpicked for Australian living.

#### LINE DRAWING



Cut-out Dimensions\*  
W655 x D455mm

Dimensions include trim.  
\*Allows extra for ease of installation.  
See user manual for more information

#Extraction rate is an approximate figure and varies depending on installation.

\*Note noise level is an approximate range and subject to installation and surrounding materials.

^Product is manufactured in Italy, ratings are based on European directive 65/2014 regulations.

This information is correct at time of producing and subject to change as products develop. Always check the physical product before making any cut-outs or installing.

For more information, visit our website.



# Valentina collection

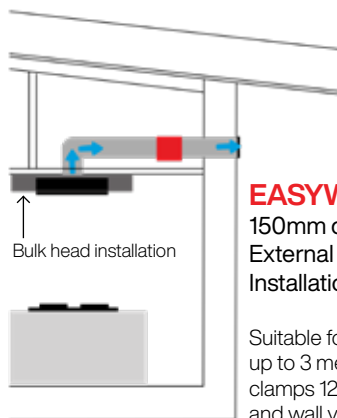


## ORAGIMI RANGE

**SLT972EMEL**

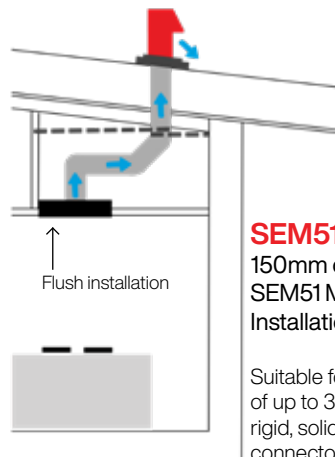
900MM OFFBOARD CEILING CASSETTE

### DUCTING OPTIONS



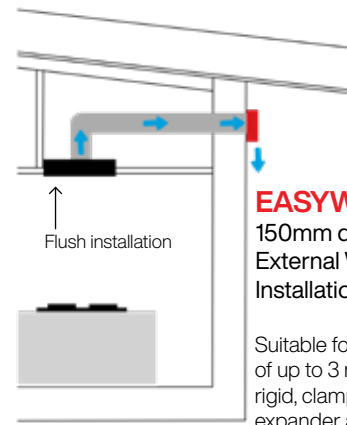
**EASYWALLKIT**  
150mm diameter  
External Wall  
Installations

Suitable for duct runs of up to 3 metres, semi rigid, clamps 125/150 expander and wall vent include.



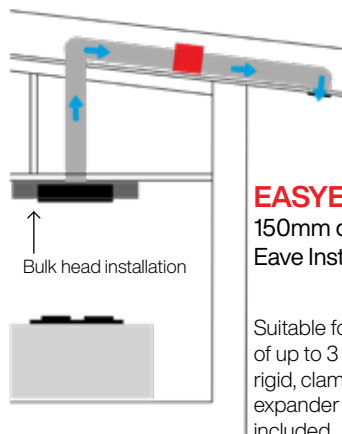
**SEM51KIT**  
150mm diameter  
SEM51 Motor  
Installations

Suitable for duct runs of up to 3 metres, semi rigid, solid duct, internal connectors, clamps, flashing, bracing straps, 125/150 expander for SEM5 or SEM51 Motors.



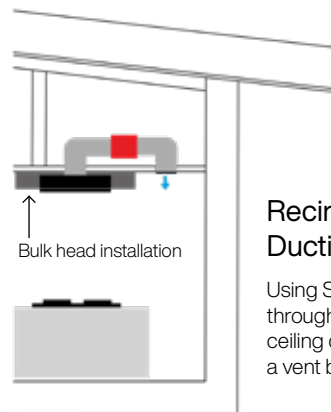
**EASYWALLKIT**  
150mm diameter  
External Wall  
Installations

Suitable for duct runs of up to 3 metres, semi rigid, clamps 125/150 expander and wall vent include.



**EASYEAVEKIT**  
150mm diameter  
Eave Installations

Suitable for duct runs of up to 3 metres, semi rigid, clamps 125/150 expander and eave vent included.



**Recirculated  
Ducting**

Using SEM11, duct through the bulk head or ceiling cavity and through a vent back into the room.

**6 Year**  
Warranty  
when Sirius ducting is used

Sirius has its own range of ducting kits and components, designed to get the most power and efficiency out of its hoods. The full range of high quality, cost effective ducting kits and individual parts will provide you with the best result for your rangehood.

All EasyKits can be extended with 1 set (2) Universal Ring Clamps (URC25-215) and 1 x Semi Rigid Duct length (SRPRO30-150) that expands upto 3 metres.

Visit our website for more information on Sirius Rangehoods, SEM Motors and Sirius Ducting and EasyKits

